

MYOTONIC GOAT REVIEW

A PUBLICATION OF THE MYOTONIC GOAT REGISTRY



Spring 2020

VOLUME 12, ISSUE 2

Notes from the Pasture

Happy New Year! I hope that the new year is treating all of you well! The temperatures here in Illinois have started to trend to the warmer side, daylight savings time gave me extra time to do evening chores in the daylight and the does' udders are starting to show signs of filling up. All of this means spring must be right around the corner! For many of us, spring means welcoming a new kid crop to the farm- which is always an exciting time! I love the anticipation that comes with kidding season- waiting patiently (sometimes impatiently) to see what our carefully selected breeding pairs will be giving us. Kidding can also bring with it challenges and frustrations.

In this issue we will get an update from the MGR Office, meet one of our MGR Youth members in the "MGR Youth Spotlight" bio, see the 2020 MGR Show Circuit schedule, see what supplies we may need for kidding season, and more!

As always, if you have any ideas for future newsletters, please email me your topics and ideas!


Until next time, happy goating!
Drew DeRiemacker, editor
info@fieldcrestfarms.com

INSIDE THIS ISSUE:

From the MGR Office	12	2
Kidding Toolbox	12	3-4
Signs of Imminent Kidding	12	5
Kidding Positions	12	6-9
2020 MGR Show Circuit	12	10-11
MGR Youth Spotlight	2	12
Youth Corner		13-14



From The MGR Office...



Spring 2020... who would have ever believed the way our year is unfolding? I realize these are stressful, confusing, and uncertain times for all of us, but I would like to encourage all our MGR Breeder's to remain positive. The MGR Office is open and will remain open. We have had to make some adjustments to allow for distancing, but we are making this work! The best way to reach our office is to e-mail us;

MyotonicGoatRegistry@yahoo.com since many people are off work our phone is overwhelmingly busy!

The MGR Show Season is still on for 2020 but has made some adjustments. Several May shows have moved to fall. Please check the MGR website for updates as we will all be taking directives from local health officials if shows need to be moved later in the year.

For those of you who would like to submit paperwork but do not want to go to the post office, please remember MGR does allow rush work submissions via e-mail. There is a photo fee, but we will gladly process new registrations & memberships this way. Please do not hold paperwork till mid-Summer as it will cause a huge backlog in paperwork.

I understand many breeders are unsure how COVID-19 will affect them buying and selling this year. My answer is simple, people are buying/selling livestock but need to be flexible with pick-up dates. These are trying times but if we work together, we will get through this. There are different years for different things... some years you battle the cold other years there may be a horrible outbreak of mites and lice...this year is an excellent year to re-evaluate old stock, stock that didn't produce well, does who were poor mother, does with poor body condition after kidding... and all of the other traits you wish to not keep. So, cull those now and hold those cute new babies for future breeding.

I would like to give a shout-out to all our breeders who are still out working every day. May each of you remain safe, healthy, and find an extra dose of patience because from nurses to our deli workers we couldn't do it without you!

Thank you for your support of MGR, stay safe & healthy,

Tara

Although MGR welcomes unsolicited articles and pictures, it does not assume responsibility for statements by advertisers and contributors. It is the sole responsibility of the reader to obtain veterinary services and advice before using any of the information in this newsletter. Articles appearing in the Myotonic Goat Review do not necessarily reflect the views or opinions of the MGR staff or publisher. Pictures contributed via regular mail will be returned only if accompanied by a self-addressed envelope and return postage. All contributions become the sole property of MGR.

Your Kidding Toolbox



All kidding aside, we will be preparing for kidding season at some point each year. In preparation for kidding and spring weather, I will be working our herd in the days to come. We typically run a smaller number of does for spring kidding than we do for fall and will have kids arriving April-May. Approximately 1 month prior to kidding, I booster the expecting does with BoSe. BoSe is a selenium and vitamin E booster commonly given to goats residing in selenium-deficient areas. It is necessary to maintain muscle tone in adults and prevent white muscle disease in kids. With us residing in a selenium deficient area, the BoSe not only gives the does a boost but also helps their unborn kids. The entire herd will be given Ultraboss to help in the prevention of external parasites like lice and mites. I like to do this in the fall and also in the spring. While I have the herd rounded up, I will also trim their hooves and do an overall wellness check.

With that accomplished, I need to take a look to see if I have all of the supplies on hand before the does start to kid. Some of the supplies needed we may have used at other times throughout the year, so we may need to re-stock our inventory. Your local farm store should carry the majority of the supplies needed. If not, there is no shortage of places online to order from. For the prescription only items, you will need to work with your veterinarian to get them. Some vets will even write you a prescription that you can use for ordering online.

I am going to call our supplies our "Kidding Toolbox." I keep our supplies in a small toolbox that I can easily take out to the barn or pasture with me. Any sort of toolbox, tote, bucket, etc will work well. Have your toolbox stocked and handy when its time to go. Some of the supplies suggested may or may not be necessary, but its good to have them just in case.

- **Baby monitor or barn camera:** If your does kid inside, you can use a baby monitor to listen for unusual sounds. If you have wi-fi or can run internet cable, you can purchase a camera to mount in the barn. I think all of them can be setup on your computer or smart phone so you can monitor your does at any time.
- **Disposable gloves:** Wrist or elbow length in case you need to intervene and assist a doe with delivery.
- **Lubricant:** Also used to assist a doe with delivery or check body temperature. Products sold for human use or liquids sold at farm stores.
- **Triiodine:** Solution recommended for dipping or spraying the kids' umbilical. I apply this as soon as possible after birth.
- **Cleaning supplies:** Old rags, tshirts, towels, etc. Clean ones of course! You may have to dry and newborn off or wipe up excess blood or fluids.
- **Phone:** Have your cell or land-line phone handy in case you need to call your vet, family member, friend or neighbor for assistance. I have even relied on social media apps. on my phone for contacting fellow goat friends for help.
- **Aspirator:** This is a blue rubber bulb the size of a tennis ball with a tube on the end, used to remove phlegm from the newborn kid's nose if necessary. The "snot sucker" like people use on human infants.



- **Pritchard nipple:** This is a purchased nipple that is sized to fit on a commercial soda or water bottle, and has a telescoping orifice on the end that can be cut off at just the right length to fit the needs of any sized kid. Get them from farm supply stores or catalogs, and have plenty of extras on hand. Even if you plan to dam-raise your kids, you never know when you may need to bottle feed kids.
- **Colostrum:** In the unlikely event that the doe is unable or unwilling to feed her offspring, or that you lose her, you will need colostrum—an ultra-rich milk produced during the first few days after birth—to feed the kid. You can purchase it as powder, or as actual colostrum saved in the freezer from previous births.
- **Supplements:** Probiotic paste, nutridrench, selenium, vitamins, etc. All of our does get probiotics after kidding. All of our kids get .25cc of BoSe (IM) and 2cc of Vitamin ADE (SubQ) at birth.
- **Thermometer:** In case you have a weak kid or a doe that is struggling following delivery, you should check body temperature before deciding what to do next. A digital read-out thermometer works best.
- **Syringes and needles:** For giving any injectable supplements or antibiotics. Its best to always use brand new ones. I prefer the lure-lock type syringes.
- **Feeding Tube:** In the unfortunate event a kid is too weak to nurse or suck a bottle, you may need to tube feed them colostrum from their dam or other colostrum products.
- **Notebook and pen:** I write down D.o.B., sire and dam, number in litter, sex, horned/polled, eye color, coat color, number of teats, scrotal split (or lack of) on bucks, assessment of their bite, birth weight, and any other needed info.
- **Scale:** I weigh all kids at birth using a hanging fish scale and a large duffel bag or sling.
- **Hairdryer:** Some times you may need to warm up a cold/weak kid. If I need to do this, I use a hair dryer to further dry them off and warm them up. Use caution to not get them too warm or burn their skin. I have also used electric heating pads, gallon freezer bags filled with warm water, etc.

The supplies above should get you setup with a very useful Kidding Toolbox, however, this list is not an all-inclusive one.



SIGNS OF IMMINENT KIDDING

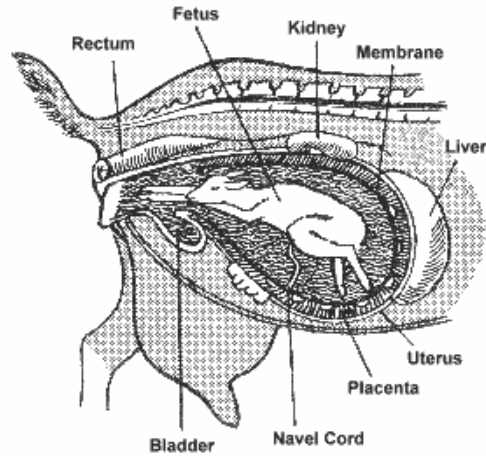
Now that you have your kidding toolbox ready, you can anxiously await the arrival of those kids! If you hand breed, AI or witness the breedings, you will have an exact breeding date. If you pasture breed, you may not know the exact breeding date but rather have a date range for when the kids will begin their arrival. The gestation period, or length of pregnancy, of the does ranges between 145 to 152 days, or 150 days (5 months) on average.

Below are a few of the telltale signs that have been observed as probable hints that babies are on their way soon. This list is not in any particular order and signs may vary from goat to goat.



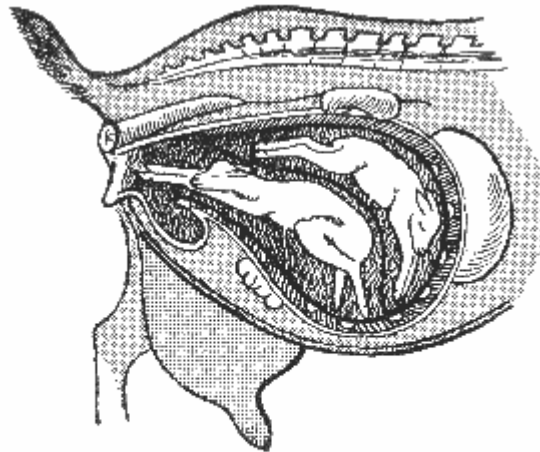
- The doe digs a nest, paces, paws at the ground or bedding
- There is white vaginal discharge, loss of the mucus plug, followed by streaming of clear, runny mucus
- Has loose tail ligaments; tail lifts up
- Appears restless, rises and lies down frequently
- Eyes are luminous and possibly stargazes
- Smells the ground and may exhibit the Flehmen reaction (curling of upper lip)
- Looks behind her, licks or bites her sides
- Hollows out: from the side, hollow areas above the back leg and under the back
- Elevates her front end by standing with her front feet only
- Bottom of her belly starts getting lower to the ground
- Squats and has frequent urination
- Udder begins to fill; teats have a waxy, shiny look or are strutted (point slightly out to side rather than downward)
- Vulva becomes flabby and puffy
- Bleats or “baby talks” to the unborn kids
- Grinds teeth
- Breathes faster, pants, yawns
- Goes off by herself to a “private” place
- Acts out of character: becomes more affectionate or more stand-offish
- Acts uncomfortable and pushes and rolls as the babies get into the birthing position
- Vocalizes or grunts when contractions occur
- May refuse to eat the morning of delivery

Kidding Positions



Normal Positioning of Fetus and Organs

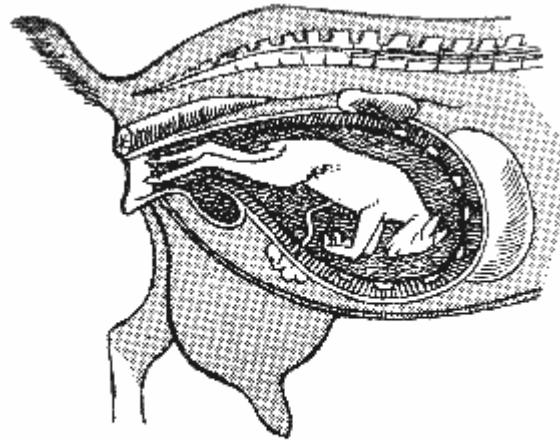
Most of the time this is what you will encounter for a single baby or the first of twins or triplets. This is the dream presentation.



Normal Twin Presentation

This is the most typical twin presentation to expect. The first twin is front feet first, the second twin back feet first.

This is the best twin presentation you can ask for. Sometimes the babies come out reversed- meaning the first one is back feet first and the second one is front feet first. Just keep in mind: Hooves Up=back feet: Hooves Down=front feet.(Unless of course the entire baby is upside down, which in this case you would need to turn baby full around before it is born.)

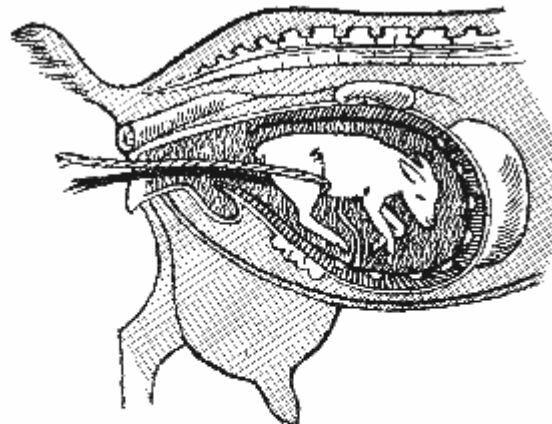


Back Legs First

This is a normal second twin presentation.
It is also normal first kid for older goats.
Do not allow the shoulders to delay the
birth once they are presented.

You may have to gently wiggle them out one at a time.

This happens usually with twins or multiples... but can happen with one baby as well



Breech-Rump First

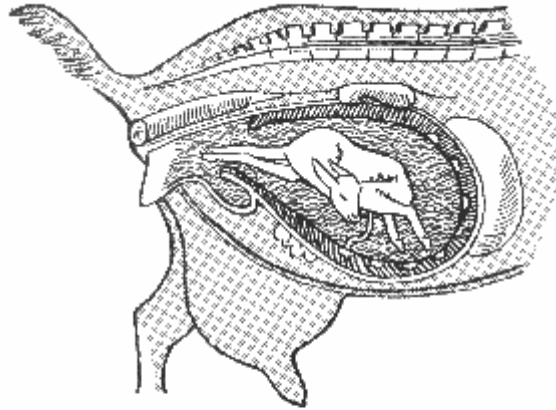
This baby will not be able to pass
through the birth canal.

The rope is showing what your
fingers should do. Push baby forward,
bring legs back so they can pass first.

This is most dangerous for the dam,

Cup your hand/fingers so as not to tear uterine wall.

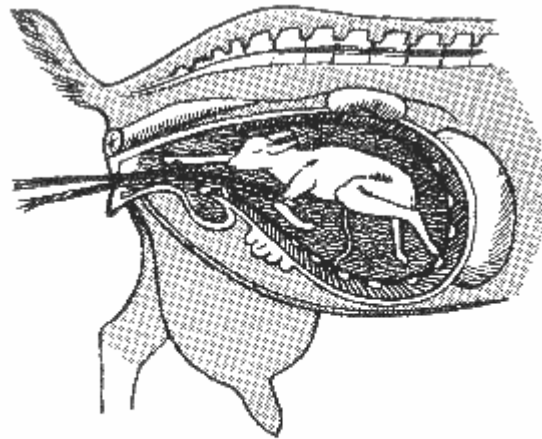
This is tricky... You will need to push baby back some to get up under the legs and straighten them out behind the kid so you can deliver the baby back feet first. Remember to ONLY manipulate baby back into mama Between her contractions- never work against the doe. "Rope in diagram shows what fingers will be doing"



Head Back

This is the most dangerous position for baby.
 If the head is not gently brought forward,
 the possibility of breaking the neck is great.
 You must push baby back and gently work head forward,
 chin resting on front legs.

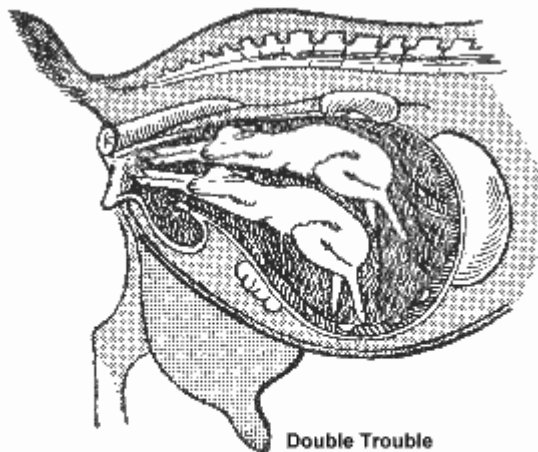
Again, you will need to push baby back a little to work the front leg forward, using your fingers and gently yet firmly wiggle the leg forward with the leg in the "cup" of your hand. Anything you do inside the doe needs to be done very carefully so as not to tear her uterus. Any projecting parts should be kept away from the uterine wall-using the back of your hand toward the uterine wall and working inside your hand works well. "Rope in diagram shows what fingers will be doing"



One Leg Back

In this case you must bring the leg
 forward gently with your fingers. By curling your finger behind the joint,
 you can gently wiggle the leg into a forward position.

This can be very frightening. Keep your cool and push baby back enough to wiggle the head into a face forward direction. If not, there is a chance of breaking the baby's neck during delivery.

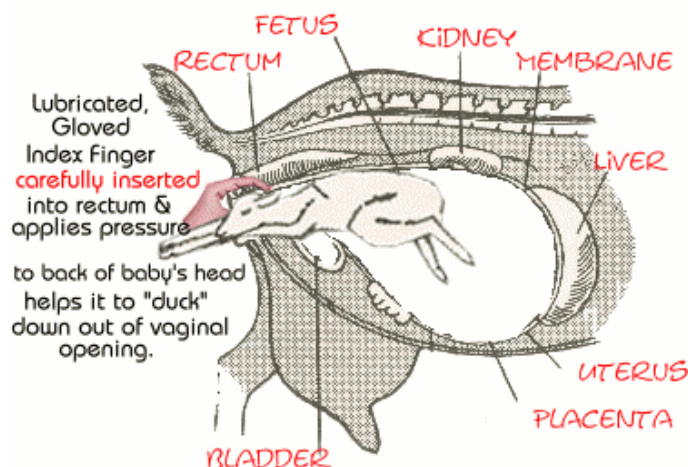


Double Trouble

Neither of these babies is going to make a successful trip of being born unless you help. You must first push one baby back... then, making sure you have both front feet of the SAME baby, guide it into the world pulling Only when the dam pushes.


The second baby should follow with no problems.

This birth will not happen successfully unless the babies are untangled and could do severe damage to the doe. Calmly push babies back and feel inside to decide which parts belong to which baby. Make absolutely sure you are working with only one baby before you try to deliver it. You may need to feel and follow feet back to the body of the baby and make sure you have the right head as well.



Assist Delivery of Stuck Head

Here I am trying to demonstrate how to assist a head that is stuck in the vaginal opening. You need to work carefully and remember not to tear the inner wall of the rectum. The picture shows the finger more curved than it really will be- to show you that you want to get behind the baby's head. Push with the Flat of your finger... making sure the tip of your finger is behind the head. What you are doing is making the baby "duck" his head down and out. **ALWAYS use a well lubricated gloved hand to do this! And make sure your fingernails are Shorter than short- no rings either...** I am not a veterinarian; these methods are what work for me. Any medical procedures should be verified with your veterinarian before administering to your animals.



2020 MGR Show Circuit

Show schedule as of 4/3/2020

Subject to change due to covid-19

*Indicates show sanction as of 4/3/2020

*South Mountain Myotonic Goat Shows

May 29, 30, 31

Thurmont, MD

*Mayberry Show

June 19

Bakersfield, CA

*Myomania Shows

June 19, 20

Lebanon, TN

*Southern Belle Classic Shows

June 19, 20

Neosho, MO

Hoosier Hysteria

June 26, 27

Alexandria, IN

2020 MGR Show Circuit

*Illini Summer Spectacular Myotonic
Show
July 10, 11
Princeton, IL

Southern Hertiage Myotonic Goat
Show
July 18
Lewisburg, TN

Montgomery County Fair
August 21, 22
Gaithersburg, MD

*Buck Creek Classic
(rescheduled from May)
Septemeber 4, 5
Corydon, IN

International Goat Days
September (dates unconfirmed)
Millington, TN

*Texas Myotonic Show Down
(rescheduled from May)
October 2, 3
Brenham, TX

Goats Music and More Festival
October 9, 10
Lewisburg, TN



MGR Youth Spotlight



Cullen Le Roy

Cullen Le Roy, is seventeen years old, lives in Northwest Indiana (Lake County) and has been involved with Myotonic goats for 6 years. He has a small herd of 10 Myotonics and has been an MGR member for 5 years. Cullen enjoys creating and running food drives, collecting supplies for needy people, volunteering with his goats at nursing homes and schools as well as participating in various events for children with cancer and bell ringing for the Salvation Army. He is highly involved in 4-H and currently serves as the reporter for his club as well as for the Lake County 4-H Junior leaders. He participates in projects including goats, floriculture, shooting sports, photography, poultry, rabbit, farm model and vet science.

Cullen enjoys his animals, hunting and playing video games in his spare time. He currently operates Sonny's 305 Farms where he raises Myotonic and Boer goats, Rhode Island Red chickens, Mini Satin rabbits, does graphic design work and is an independent distributor of animal and livestock supplements.

In the future, he would like to continue with his current operation, grow his independent graphic design services for the Horse, Poultry and Livestock industry as well as judge goats and poultry.



Youth Corner



Poisonous Plants to Goats

C E F F L X B E D D I J D A U
 H T I X P L T U A E H G E B E
 A Q Y B V I I F C B E L V L F
 R K H L N I F N K K A W K Z M
 L F O O L O N O S Z W C Y G A
 O R C I D O Z R A E U H V A S
 C A U I V T H D P S E J E B M
 K G L F O Y O N Y J W D N A O
 E W R B U T T E R C U P O B T
 W O O L E A N D E R F M M O A
 T R E V C O H O X Z E T E X T
 S T K N H T W D U Z R P N D O
 P E V O L G X O F G N G A I P
 E G A B B A C H E M L O C K E
 L I L A C S H R T U L I P J R

ACONITE

BOX

CABBAGE

DAFFODIL

HEMLOCK

IVY

MAYWEED

RAGWORT

ANEMONE

BUCKWHEAT

CHARLOCK

FERN

HOLLY

LILACS

OLEANDER

RHODODENDRON

AZALEA

BUTTERCUP

CHERRIES

FOXGLOVE

HONEYSUCKLE

LINSEED

POTATO

TULIP



Myotonic Goat Registry
P.O. Box 141
Adger, AL 35006

Phone: 205-425-5954

E-mail: myotonicgoatregistry@yahoo.com

Website: www.myotonicgoatregistry.net

The Myotonic Goat Registry was formed in 2005 as a sole ownership registry by Gene McNutt with input from an initial Board of Advisors made up of Dr. Phil Sponenberg and Barbara Roberts. The current Board of Advisors includes Dr. Phil Sponenberg, Cindy Bene, Jason Duffy, Jan Likens and Dian Naumann. The owner and Board of Advisors will make decisions concerning the registry and its procedures. This method of governance is meant to provide Myotonic Goat breeders with a registry that will not have frequent changes, and will have the longevity and consistency needed to successfully promote the Myotonic Goat breed, while at the same time make it responsive to the needs and wishes of the breeders. In 2009, Gene retired and the registry was sold to Tara Lawrence. As the Myotonic Goat Registry grows, additional Board of Advisor members may be added in order to more broadly represent the breeders. The owner, along with the Board of Advisors, will be responsible for providing for its own replacements and/or expansions.

The Myotonic Goat Registry takes into consideration all breeders, from pet owners to commercial meat growers. Regardless of which aspect of this breed appeals to you, the Myotonic Goat Registry is the place for all breeders to register their Myotonic Goats.

The Registry will help breeders promote their goats through sales, shows, and advertising, and will educate the public about the Myotonic Goat and its usefulness in a variety of settings.